

Company Name \_\_\_\_\_

Your Name \_\_\_\_\_

**Enclosed Orbital Weld Head  
OW 76S / 115S / 170**



1. UTILIZATION OF EQUIPMENT HOURS/PER DAY \_\_\_\_\_

2. QUANTITY OF WELDS PER 8-HOURS DAY \_\_\_\_\_

3. PIPE MATERIAL :

SS 316L

Titanium

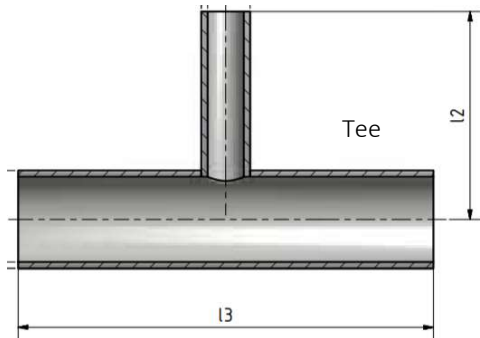
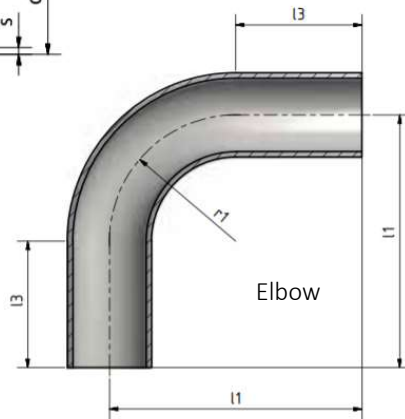
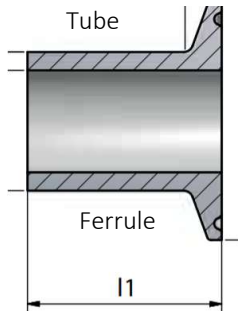

Duplex

Carbon Steel

Hastelloy

Monel

Other \_\_\_\_\_



4. PIPE & FITTING DIMENSION:

| Tube OD, d |    | WT<br>S, mm | Ferrule<br>l1, mm | Elbow  |    | Tee    |        |
|------------|----|-------------|-------------------|--------|----|--------|--------|
| Inch       | mm |             |                   | l3, mm | l1 | l3, mm | l2, mm |

|  |  |  |  |  |  |  |  |
|--|--|--|--|--|--|--|--|
|  |  |  |  |  |  |  |  |
|--|--|--|--|--|--|--|--|

|  |  |  |  |  |  |  |  |
|--|--|--|--|--|--|--|--|
|  |  |  |  |  |  |  |  |
|--|--|--|--|--|--|--|--|

|  |  |  |  |  |  |  |  |
|--|--|--|--|--|--|--|--|
|  |  |  |  |  |  |  |  |
|--|--|--|--|--|--|--|--|