

Company Name _____

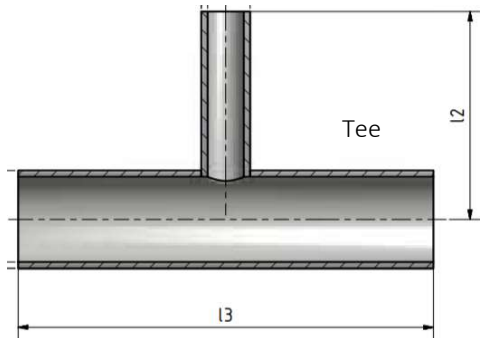
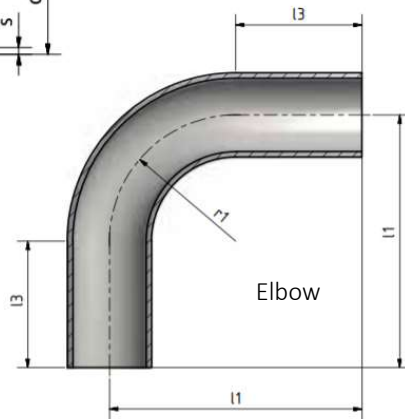
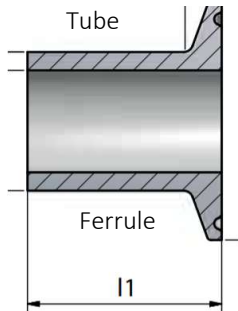

Your Name _____

**Welding Turn-Table
DVR**



1. UTILIZATION OF EQUIPMENT HOURS/PER DAY _____
2. QUANTITY OF WELDS PER 8-HOURS DAY _____
3. PIPE MATERIAL :

<input type="checkbox"/>	<input type="checkbox"/>	<input type="checkbox"/>	<input type="checkbox"/>
SS 316L	Titanium	Duplex	Carbon Steel
<input type="checkbox"/>	<input type="checkbox"/>	<input type="checkbox"/>	_____
Hastelloy	Monel	Other	



4. PIPE & FITTING DIMENSION:

Tube OD, d		WT S, mm	Ferrule l1, mm	Elbow		Tee	
Inch	mm			l3, mm	l1	l3, mm	l2, mm

--	--	--	--	--	--	--	--

--	--	--	--	--	--	--	--

--	--	--	--	--	--	--	--